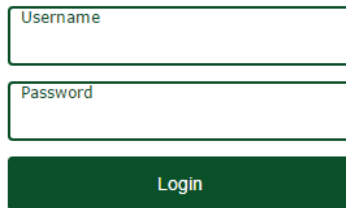


How to opt into RAVEAlerts and receive CAC emergency notifications:

▶▶ Step 1 **Students Only - <https://www.getrave.com/login/centralaz>
Staff Only - <https://www.getrave.com/login/centralazstaff>**

▶▶ Step 2 **Use your CAC credentials (firstname.lastname@centralaz.edu or
firstname_lastname@stu.centralaz.edu) and your CAC password.**



Username

Password

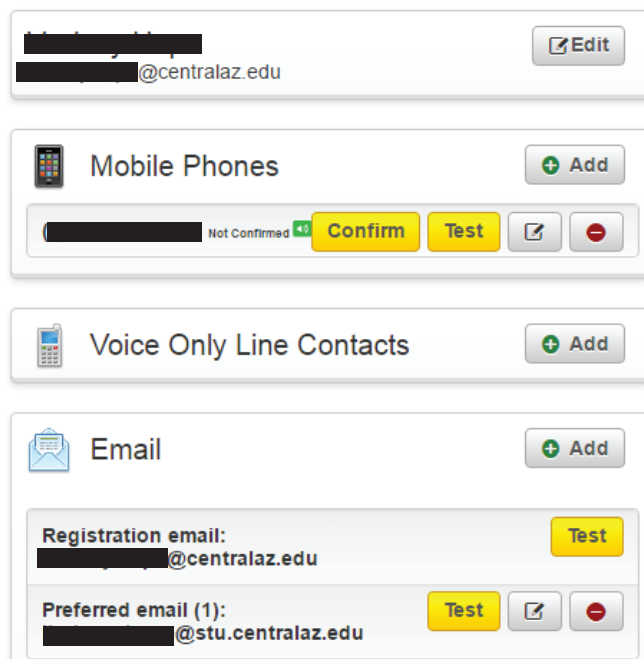
Login

▶▶ Step 3 **Read and agree to the Terms of Use by checking the “I have read ...” box
and clicking “Submit.”**

I have read and agree to the Rave Terms of Use

Submit

▶▶ Step 4 **This will direct you to your personal information page. Here you may edit
your contact information, select your communication preferences, and
confirm/test your e-mail and/or mobile number.**



[Redacted] @centralaz.edu

Mobile Phones

[Redacted] Not Confirmed

Voice Only Line Contacts

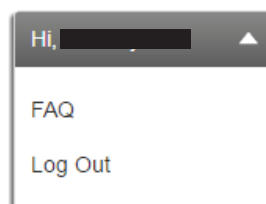
Email

Registration email: [Redacted]@centralaz.edu

Preferred email (1): [Redacted]@stu.centralaz.edu

Clicking “Confirm” will send a four-digit code to your mobile device and direct you to a confirmation page. Enter the code in the “Confirmation Code” text box and click “Continue.”

▶▶ Step 5 **Select “Log Out” from the dropdown at the top-right corner of the page.**



Hi, [Redacted] ▲

FAQ

Log Out