

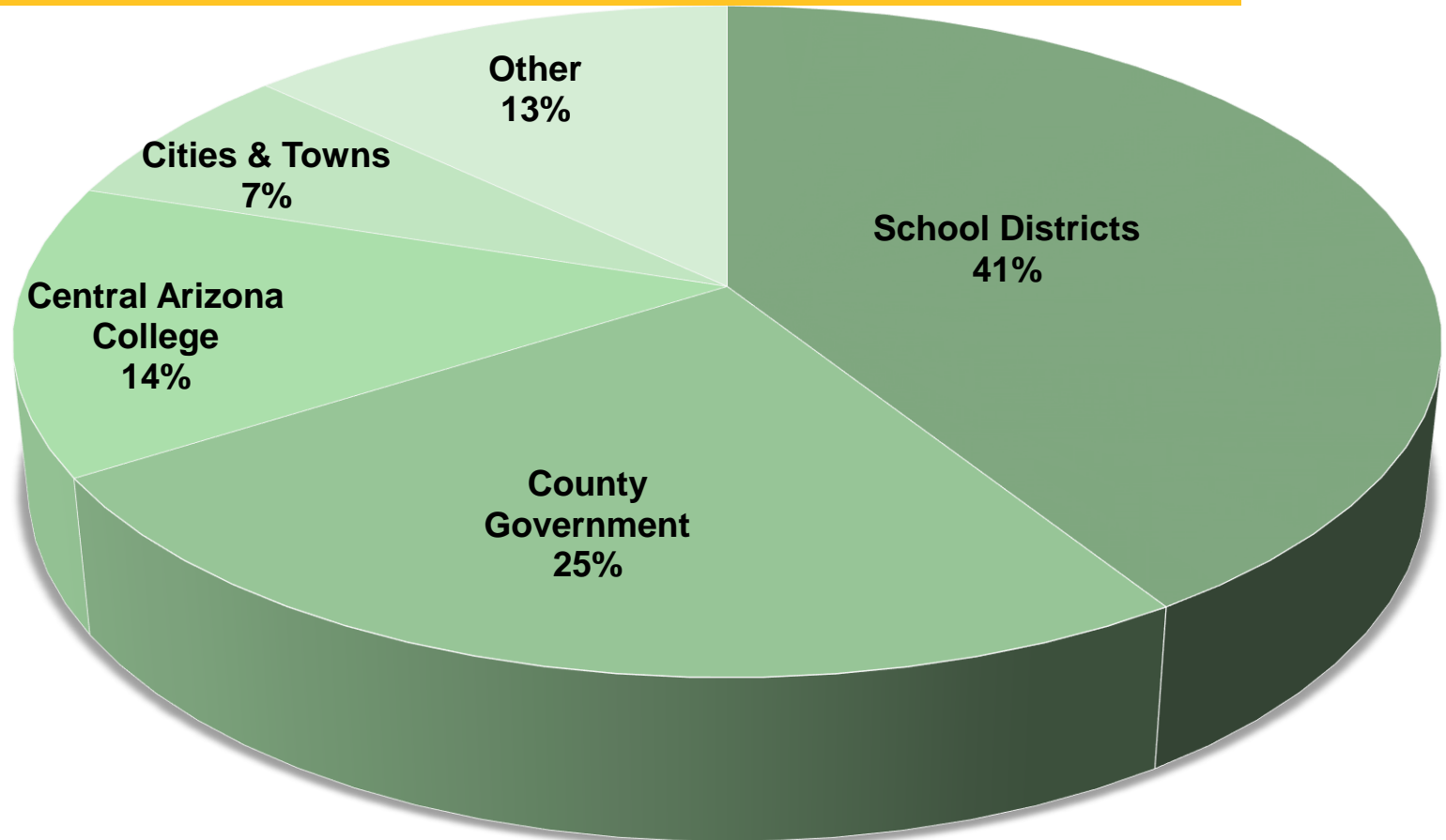


Central  
Arizona  
College

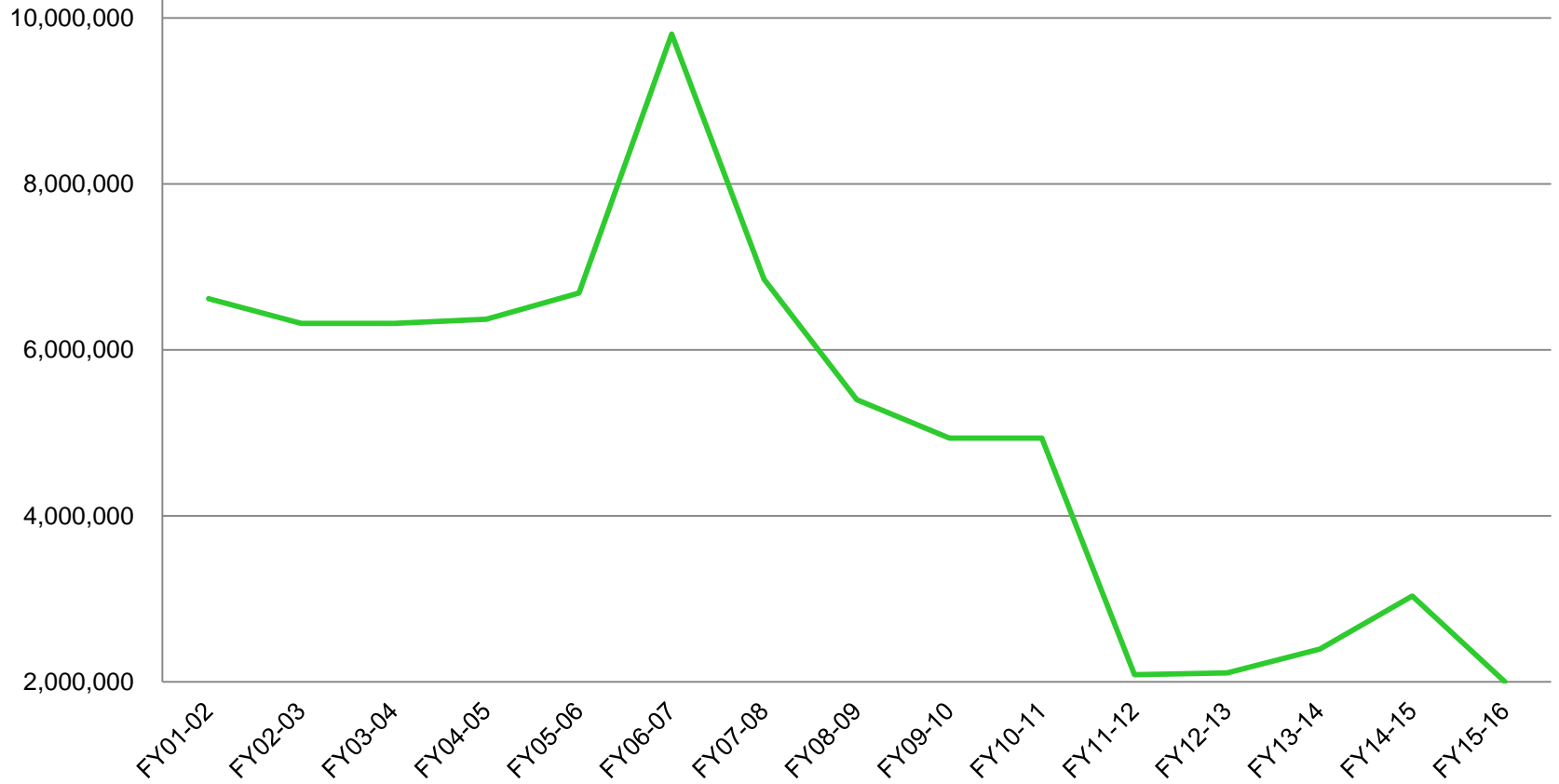
# 2015-16 Budget Trends and Impacts



## **Distribution of Pinal County Property Tax Revenue 2014-15**



## STATE APPROPRIATION HISTORY

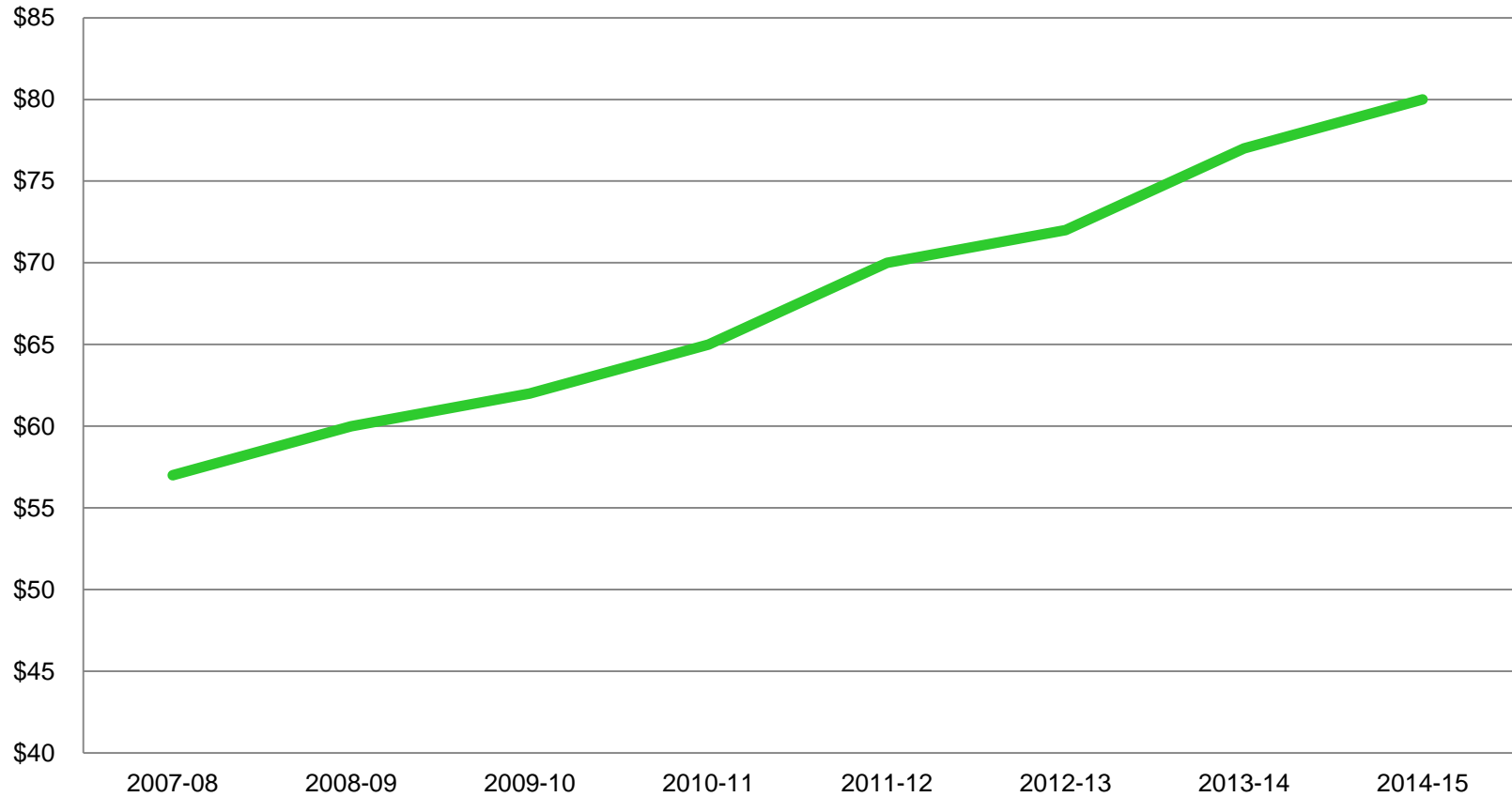


## State Appropriations 2014-15 and 2015-16

|                | 2014-15     | 2015-16       | Difference      |
|----------------|-------------|---------------|-----------------|
| Operating Fund | \$2M        | \$1.9M        | (\$100K)        |
| STEM           | \$1M        | \$100K        | (\$900K)        |
| Penalty        |             | \$1.5M        | (\$1.5M)        |
| <b>Net</b>     | <b>\$3M</b> | <b>\$500K</b> | <b>(\$2.5M)</b> |



## General Tuition per Credit Hour - AZ Resident



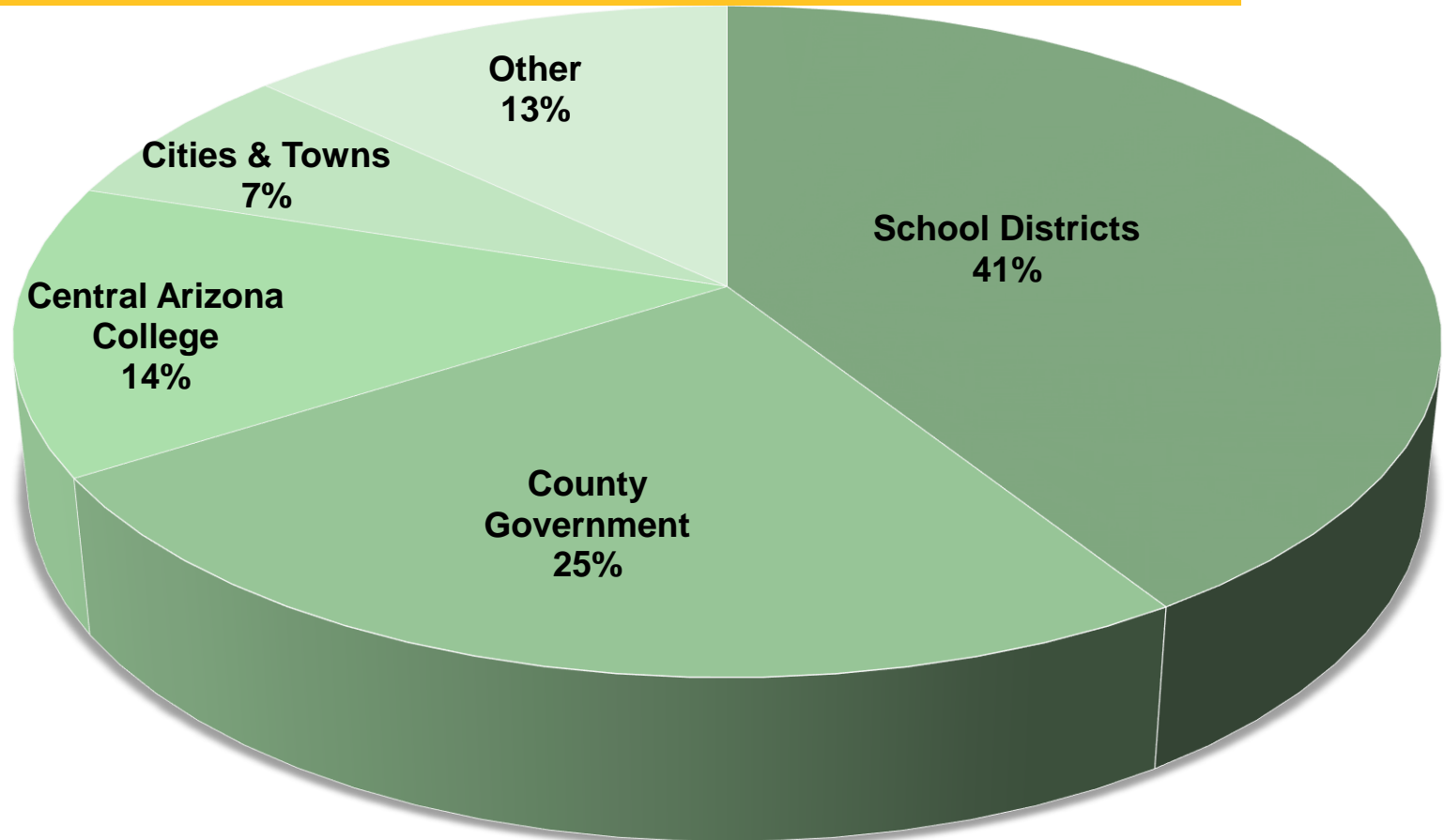


Central  
Arizona  
College

# Local Solution

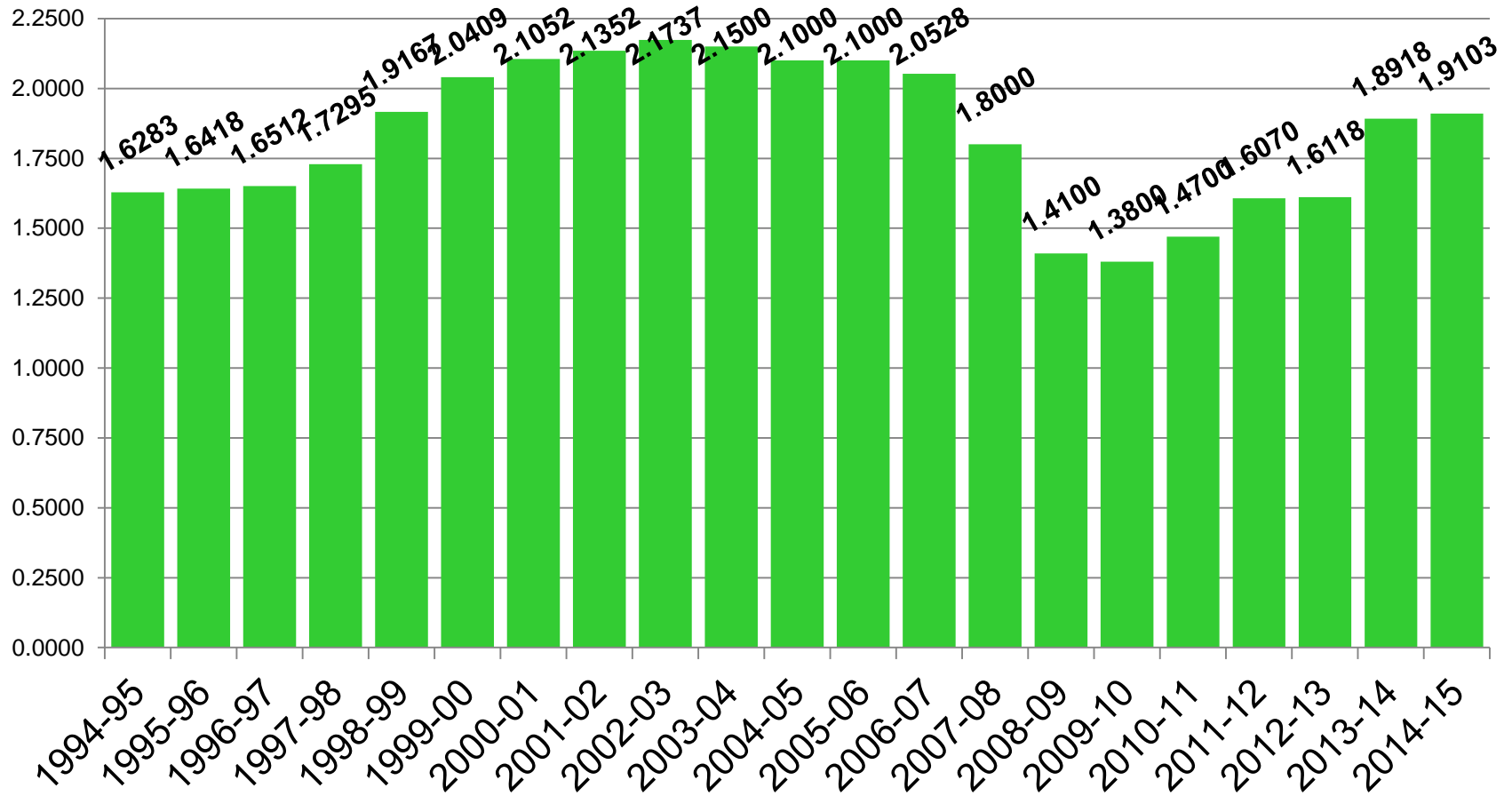


## Distribution of Pinal County Property Tax Revenue 2014-15





# Primary Tax Rate FY 94-95 through FY 14-15







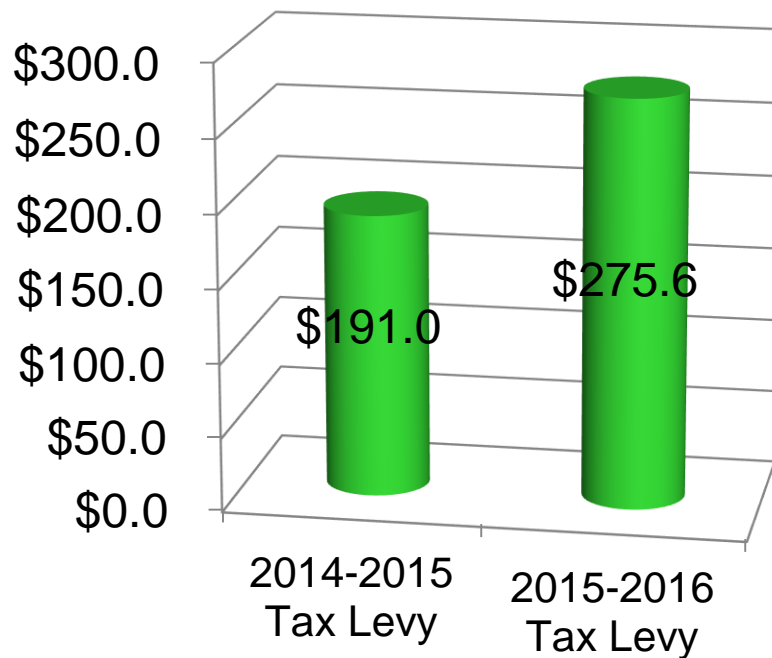
## Estimated Primary Tax Levy

|                                | Budget            | Budget            |
|--------------------------------|-------------------|-------------------|
|                                | 2014-15           | 2015-16           |
| A. Amount Levied:              |                   |                   |
| Primary Tax Levy               | 38,304,414        | 56,722,470        |
| Secondary Tax Levy             | 7,204,415         | 7,197,301         |
| <b>TOTAL PROPERTY TAX LEVY</b> | <b>45,508,829</b> | <b>63,919,771</b> |

|   |               |               |
|---|---------------|---------------|
| B. Rates Per \$100 Net Assessed Valuation |               |               |
| Primary Tax Levy                          | 1.9103        | 2.7568        |
| Secondary Tax Levy                        | 0.353         | 0.3498        |
| <b>TOTAL PROPERTY TAX LEVY</b>            | <b>2.2633</b> | <b>3.1066</b> |

# Pinal County's Investment in the Future

## Per \$100,000 of Assessed Value



- \$86.04 increase per year or
- \$7.17 per month or
- \$1.65 per week



## Pinal County School Districts

### Elementary School Districts:

|                        |        |
|------------------------|--------|
| Casa Grande Elementary | \$3.60 |
| Red Rock Elementary    | \$2.60 |
| Eloy Elementary        | \$4.93 |
| Sacaton Elementary     | \$0.00 |
| Toltec Elementary      | \$3.76 |
| Stanfield Elementary   | \$2.24 |
| Picacho Elementary     | \$2.62 |

### Union High School Districts:

|                        |        |
|------------------------|--------|
| Casa Grande UHSD       | \$3.05 |
| Santa Cruz Valley UHSD |        |

### Unified School Districts:

|                  |        |
|------------------|--------|
| Florence Unified | \$7.15 |
| Maricopa Unified | \$6.63 |
| Coolidge Unified | \$5.99 |

### Vocational Education District:

|       |        |
|-------|--------|
| CAVIT | \$0.05 |
|-------|--------|

### Community College District:

|     |        |
|-----|--------|
| CAC | \$2.76 |
|-----|--------|

## Economic Impact Study Highlights

For every \$1.00 spent:

- Taxpayers see a return of \$1.30 (in the form of higher tax receipts and avoided costs)
- State and local governments see an annual rate of return of \$6.90
- Students gain \$6.00 in lifetime income



Central  
Arizona  
College

**Thank You.**